

# BT600 PRODUCT PROFILE



**TOPDON®**

# BT600



**TOPDON®**

The BT600 is TOPDON's newest advanced battery tester for 12V vehicles. With a 3.5" color screen and a built-in thermal printer, this tool offers the ultimate solution for accurate, fast, and convenient testing. It allows you to easily view the battery's condition and print test reports in real-time.

The BT600 adopts a cutting-edge conductivity testing technology and includes reverse polarity protection to prevent improper connections. This multifunctional tool can measure the actual Cold Cranking Ampere capacity of the car's battery, its state of health, and quickly analyze the starter and charging systems.

# SPECS

---

Working Voltage

DC 9V~30V

---

Cable Length

1.8m (70.9")

---

Working Temperature

-10°C to 55°C (14°F to 131°F)

---

Storage Temperature

-20°C to 70°C (-4°F to 158°F)

---

Product Dimensions

21.79×13.39×5.69cm (8.58×5.27×2.24")

---

Weight

550g (19.4 oz)

---

Protection

Reverse Polarity Protection

---

# FUNCTIONS

---

## TOPDON®

- Battery Tests
- Cranking Tests
- Charging Tests
- Built-in Thermal Printer
- Review Data
- Multilingual Menu



# IMPROVED DESIGN FOR EVEN MORE CONVENIENCE



**TOPDON**®

With the BT600, you get a top-notch battery tester with an improved display. Now you can see all test results on a 3.5" Color Screen!

# PRINT TEST REPORTS IN REAL-TIME



Its Built-In Thermal Printer allows users to print reports immediately after performing battery tests. All you will need is printer paper!

**TOPDON**®

# SAFETY ABOVE EVERYTHING



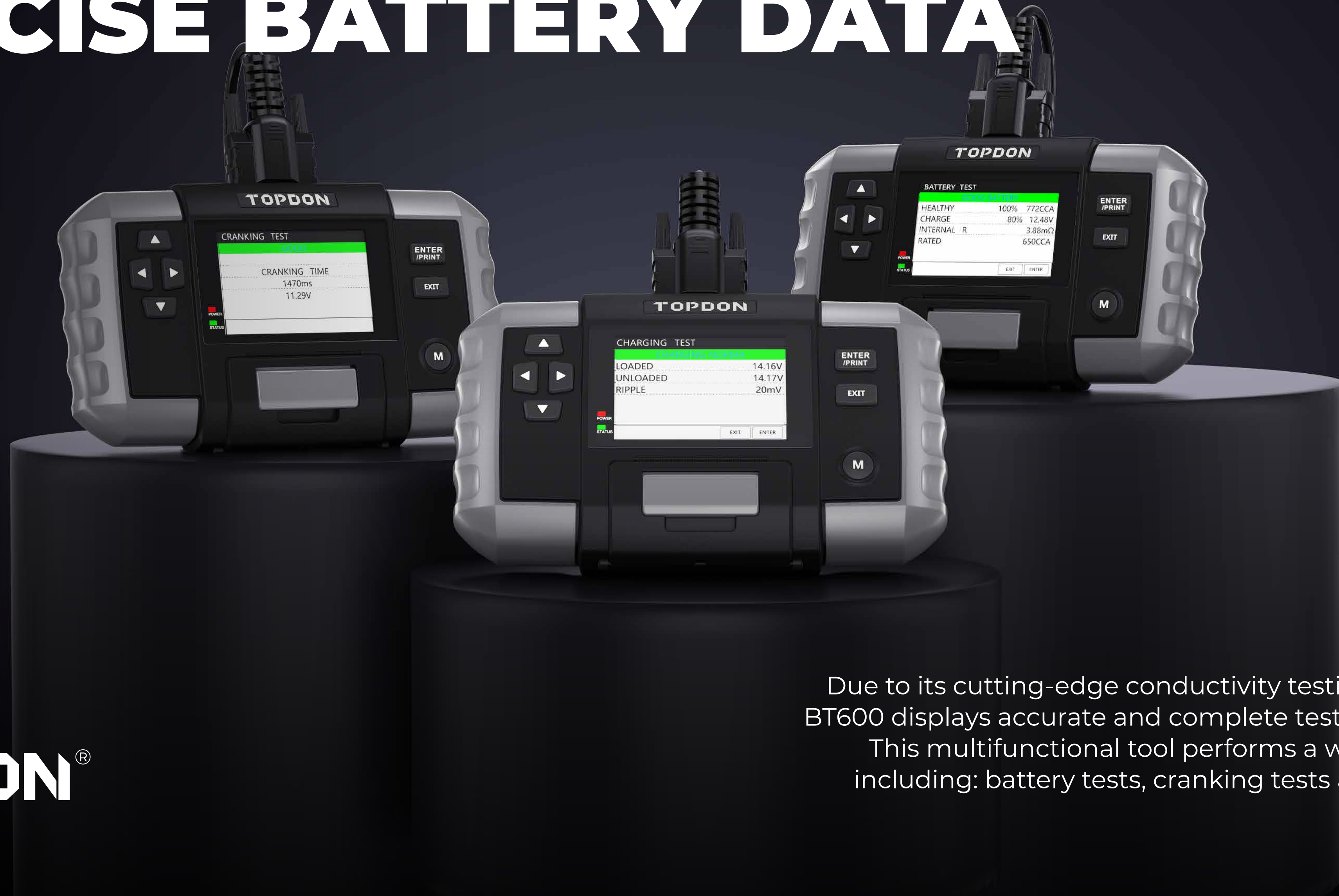
The device come with premium large, reinforced, smoke-free, spark-free copper clamps.

Its reverse polarity protection will prevent battery damage, saving you money from repair and replacement.

Providing unmatched safety, the BT600 also impedes overheating and electrical shock.

**TOPDON**<sup>®</sup>

# YOUR ULTIMATE SOURCE FOR PRECISE BATTERY DATA



**TOPDON**®

Due to its cutting-edge conductivity testing technology, the BT600 displays accurate and complete test results in seconds.

This multifunctional tool performs a wide variety of tests, including: battery tests, cranking tests and charging tests.

# EXPANDED CAPABILITIES TO TEST EVEN MORE VEHICLES




Supporting charging tests and cranking tests for 12V & 24V Lead-Acid batteries, performing battery tests on 12V batteries. This tester enables professionals to test passenger cars and heavy-duty. With the BT600, technicians will be able to complete even more jobs.

**TOPDON**®

# WHAT'S IN THE BOX?

**TOPDON®**

- BT600
- Battery Test Cable
- User Manual
- 3 Rolls of Printer Paper
- Mini USB Cable
- Carrying Bag



# EXPLORE MORE POSSIBILITIES WITH BT600







Professional Mechanics



Heavy Duty Trucks and Equipment



Dealerships

MODEL	BT100	BT200	BT300P	BT600
<b>SPECIFICATIONS</b>				
Testing Range (CCA)	100-2000CCA	100-2000CCA	100-2000CCA	100-2000CCA
Testing Voltage	12V	12V/24V	12V/24V	12V/24V
Built-in Printer	×	×	√	√
Application	FLOODED/AGM/ GEL/EFB/VRLA	FLOODED/AGM/ GEL/EFB/VRLA	FLOODED/AGM/ GEL/EFB/VRLA	FLOODED/AGM/ GEL/EFB/VRLA
Battery Standard	CCA/CA/BCI/MCA/ DIN/IEC/EN/SAE/JIS/GB	CCA/CA/BCI/MCA /DIN/IEC/EN/SAE/JIS/GB	CCA/CA/BCI/MCA /DIN/IEC/EN/SAE/JIS/GB	CCA/CA/BCI/MCA /DIN/IEC/EN/SAE/JIS/GB
Ripple Test	√	√	√	√
12V Battery Test	√	√	√	√
24V Battery Test	×	×	×	×
12V Cranking Test	√	√	√	√
24V Cranking Test	×	√	√	√
12v Charging Test	√	√	√	√
24v Charging Test	×	√	√	√
Data Retrieval	1 time	1 time	1 time	1 time
LCD Display	2" Backlit	2.4"Color	2.4"Color	3.5"Color
Update	×	×	×	√

# FAQs

---

**Q** Can this product test the battery installed in a car?

**A** Yes, this battery tester supports in-vehicle and out-of-vehicle testing.

---

**Q** Are the test results of this battery tester accurate?

**A** Yes, battery analyzer adopts an advanced conductivity testing technology that provides accurate test results within a few seconds.

---

**Q** What battery types does the BT600 test?

**A** This car battery tester works on all 12V starter lead-acid batteries (100 CCA to 2000 CCA) such as regular flooded, AGM flat, AGM spiral, GEL, and EFB batteries.



---

**Q** Does this battery tester include reverse polarity protection?

**A** Yes, the BT600 offers built-in protections against reverse polarity and sparks to provide even more safety for you and your batteries.

---

**Q** How do I know if the vehicle's battery is good or bad?

**A** This battery tester will display the SOH (state of health), SOC (state of charge), CCA (cold cranking amperage), voltage, internal resistance, and rating. Its reports display intuitive results, classifying the battery as "good" or "bad" . If the results show that the internal resistance is too high, the battery is damaged.



---

**Q** Can this tester analyze my battery level?

**A** Yes, the battery tester will display the SOC (state of charge) to indicate the percentage of the battery's rated capacity, which is a way of evaluating potential energy conditions. Please note that SOC (State of Charge) does not mean that the battery is in good condition. You should refer to the actual CCA value and internal resistance of the battery for further analysis.



# CONTACT US FOR MORE DETAILS

---

**TOPDON®**

[www.topdon.com](http://www.topdon.com)

[sales@topdon.com](mailto:sales@topdon.com)

[support@topdon.com](mailto:support@topdon.com)

Social Media: [@topdonofficial](#)

+86-755-21612590 (Global HQ)

+1-833-629-4832 (North America)

## CHINA TOPDON HQ

Unit 2005 20/F, No.3040 xinghai Avenue,  
Qianhai Shimao Tower, Qianhai Shenzhen-Hongkong  
Cooperation Zone, Shenzhen, PR, China 518000

## USA TOPDON HQ

400 Commons Way, Suite A  
Rockaway, NJ 07856

